

TAUFIKA FOODS AND LOVELLO ICE-CREAM PLC

First Quarter

Financial Statements for the FY 2024-2025

(Un-audited)

Taufika Foods and Lovello Ice-Cream PLC
Statement of Financial Position
As at 30 September 2024

PARTICULARS	NOTES	Amount in Tk.	
		30-Sep-24	30-Jun-24
ASSETS:			
A. Non-current Assets			
Property, Plant & Equipments		1,408,956,998	1,365,665,749
ROU Assets	4.00	1,163,703,277	1,145,944,020
Intangible Assets	4.01	170,852,572	175,846,253
Capital Work-in-progress	5.00	423,133	462,153
Investment	6.00	59,612,716	29,612,716
	7.00	14,365,299	13,800,607
B. Current Assets			
Inventories		1,454,684,783	1,339,669,406
Trade & Other Receivables	8.00	509,677,982	501,622,491
Inter-company Receivables	9.00	449,924,603	439,864,964
Advance, Deposits & Prepayments	10.00	108,885,897	8,520,579
Cash and Cash Equivalents	11.00	269,552,248	230,081,742
TOTAL ASSETS (A+B)	12.00	116,644,053	159,579,630
EQUITIES & LIABILITIES:			
C. Shareholders' Equity			
Share Capital		1,213,453,348	1,136,424,360
Retained Earnings	13.00	850,000,000	850,000,000
	14.00	363,453,348	286,424,360
D. Non-current Liabilities			
Deferred Tax Liability		1,082,288,496	1,055,149,598
Long-term Loan	15.00	64,978,263	66,809,472
Lease Liability	16.00	769,949,617	741,586,912
	17.00	247,360,616	246,753,213
E. Current Liabilities			
Current Portion of Long-term Loan	16.00	567,899,938	513,761,197
Current Portion of Lease Loan	17.00	219,985,604	211,881,974
Trade & Other Payables	17.00	90,658,710	90,436,094
Liabilities for Expenses	18.00	57,686,013	40,127,858
Provision for WPPF	19.00	23,768,611	21,393,140
Provision for Income Tax	20.00	13,026,092	8,211,531
Undisbursed Dividend	21.00	149,338,765	128,245,309
	22.00	13,436,143	13,465,291
Total Equity & Liabilities:		2,863,641,781	2,705,335,155
Net Asset Value Per Share	30.00	14.28	13.37

The accompanying notes form an integral part of this financial statements are to be read in conjunction therewith.




Chairman



Managing Director



Director



Chief Financial Officer



Company Secretary

Place: Dhaka

Dated: October 20, 2024

Taufika Foods and Lovello Ice-Cream PLC
Statement of Profit or Loss and other Comprehensive Income
For the period ended 30 September 2024

PARTICULARS	NOTES	Amount in Taka	
		30-Sep-24	30-Sep-23
Sales	23.00	424,101,590	218,934,647
Less: Cost of Goods Sold	24.00	246,284,708	127,160,708
Gross Profit		177,816,882	91,773,939
Operating Expenses:		34,405,635	34,410,713
Administrative Expenses	25.00	4,325,504	4,205,746
Marketing & Selling Expenses	26.00	30,080,131	30,204,967
Operating income		143,411,246	57,363,225
Financial Expenses		46,238,020	27,735,313
Finance cost	27.00	46,238,020	27,735,313
Profit before other income		97,173,227	29,627,912
Other Income	28.00	3,932,570	3,209,514
Net profit before WPPF		101,105,797	32,837,427
Provision for WPPF	20.00	4,814,562	1,563,687
Net Profit Before Tax		96,291,235	31,273,740
Income Tax Expense		19,262,247	4,368,850
Current Tax	21.00	21,093,455	2,204,917
Deferred Tax	15.00	(1,831,208)	2,163,933
Net Profit after Tax		77,028,988	26,904,890
Other Comprehensive Income			
Total Comprehensive Income		77,028,988	26,904,890
Earnings per Share (Per value Tk. 10)	29.00	0.91	0.32

The accompanying notes form an integral part of this financial statements are to be read in conjunction therewith.


Chairman


Managing Director


Director


Chief Financial Officer


Company Secretary

Place, Dhaka
Dated: October 20, 2024

Taufika Foods and Lovello Ice-Cream PLC
Statement of Changes in Equity
For the period ended 30 September 2024

Amount in Taka

Particulars	Share Capital	Share Money Deposit	Retained Earnings	Total
Balance as on July 01, 2024	850,000,000		286,423,677	1,136,423,677
Share Capital	-		-	-
Net Income for the Period			77,028,988	77,028,988
Balance as on Sep 30, 2024	850,000,000	850,000,000	363,452,665	363,452,665

Taufika Foods and Lovello Ice-Cream PLC
Statement of Changes in Equity
For the year ended 30 September 2023

Amount in Taka

Particulars	Share Capital	Share Money Deposit	Retained Earnings	Total
Balance as on July 01, 2023	850,000,000	-	249,653,012	1,099,653,012
Share Capital	-		-	-
Net Income for the Period			26,904,890	26,904,890
Balance as on Sep 30, 2023	850,000,000	-	276,557,902	1,126,557,902



Chairman


Managing Director


Director


Chief Financial Officer


Company Secretary

Place: Dhaka

Dated: October 20, 2024

Taufika Foods and Lovello Ice-Cream PLC


Statement of Cash Flows


For the period ended 30 September 2024

PARTICULARS	Note	Amount in Taka	
		30-Sep-24	30-Sep-23
A. Cash Flows from Operating Activities :			
Cash Received from Customers		414,041,951	210,402,193
Cash Received from other Sources		3,932,570	3,209,514
Cash Paid to Suppliers and Creditors		(267,512,955)	(114,324,894)
Cash Paid for Operating Expenses		(7,602,012)	(14,181,989)
Cash paid for Income Taxes		(229,565)	(2,204,917)
Net cash inflow/(outflow) from operating activities		142,629,989	82,899,909
B. Cash flow from Investing Activities:			
Acquisition of Property, Pland & Equipment		(45,664,740)	(43,820,425)
Increase Investment		(564,692)	(318,821)
Capital Work in Progres		(30,000,000)	31,271,000
Net cash inflow/ (outflow) in Investing Activities		(76,229,432)	(12,868,246)
C. Cash flow from Financing Activities:			
Bank Loan		36,466,334	16,132,075
Lease Loan		830,018	2,956,092
Dividend Paid		(29,148)	(60,921,114)
Inter-company Receivables		(100,365,318)	(28,488,706)
Financial Expenses		(46,238,020)	(27,735,313)
Net cash inflow/(outflow) in financing activities		(109,336,135)	(98,056,966)
D. Increase(Decrease) in Cash and Cash Equivalent (A+B+C)		(42,935,577)	(28,025,304)
E. Opening of Cash and Cash Equivalent		159,579,630	145,090,668
F. Ending Cash and Cash Equivalent (D+E)		116,644,053	117,065,364
Net Operating Cash Flow Per Share (NOCFPS)	31.00	1.68	0.98


Chairman


Chief Financial Officer


Managing Director


Company Secretary


Director

Place: Dhaka

Dated: October 20, 2024